



HONOUR | INTEGRITY | SERVICE

GILLCO INTERNATIONAL SCHOOL, MOHALI



Homework

NURSERY

(2020-21)

STAY
HOME, STAY
Safe



Lets trace the lowercase alphabet 'i'

i



ice-cream

iron

ink

igloo

⋮	⋮	⋮	⋮	⋮
⋮	⋮	⋮	⋮	⋮
⋮	⋮	⋮	⋮	⋮
⋮	⋮	⋮	⋮	⋮
⋮	⋮	⋮	⋮	⋮

Let's trace the lowercase alphabet 'l'



lion

lotus

leaf

lock

<p>Tracing practice area for the lowercase letter 'l'. Each column contains a vertical dashed line for tracing, followed by a solid vertical line, and then a blank space for independent writing.</p>	<p>Tracing practice area for the lowercase letter 'l'. Each column contains a vertical dashed line for tracing, followed by a solid vertical line, and then a blank space for independent writing.</p>	<p>Tracing practice area for the lowercase letter 'l'. Each column contains a vertical dashed line for tracing, followed by a solid vertical line, and then a blank space for independent writing.</p>	<p>Tracing practice area for the lowercase letter 'l'. Each column contains a vertical dashed line for tracing, followed by a solid vertical line, and then a blank space for independent writing.</p>	<p>Tracing practice area for the lowercase letter 'l'. Each column contains a vertical dashed line for tracing, followed by a solid vertical line, and then a blank space for independent writing.</p>
--	--	--	--	--

Lets trace the lowercase alphabet 't'

t



tiger



tomato



teddy



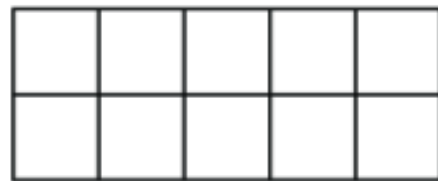
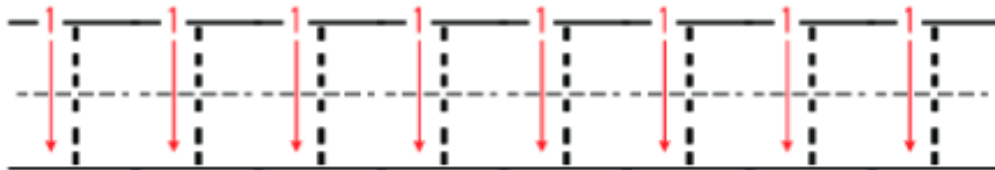
tree

Handwriting practice area with seven sets of horizontal lines. The first set includes a dotted lowercase letter 't' for tracing, with a small square at the top of the vertical stroke and a small square at the end of the horizontal stroke. The remaining six sets are empty for independent practice.



One

Trace the number 1, then write your own.



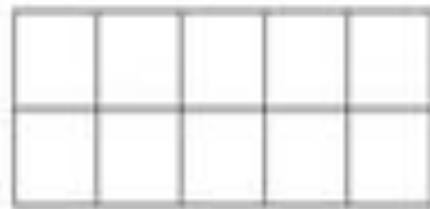

How many rabbits do you see in the picture?
Color a square on the graph for each rabbit.





Four

Trace the number 4, then write your own.



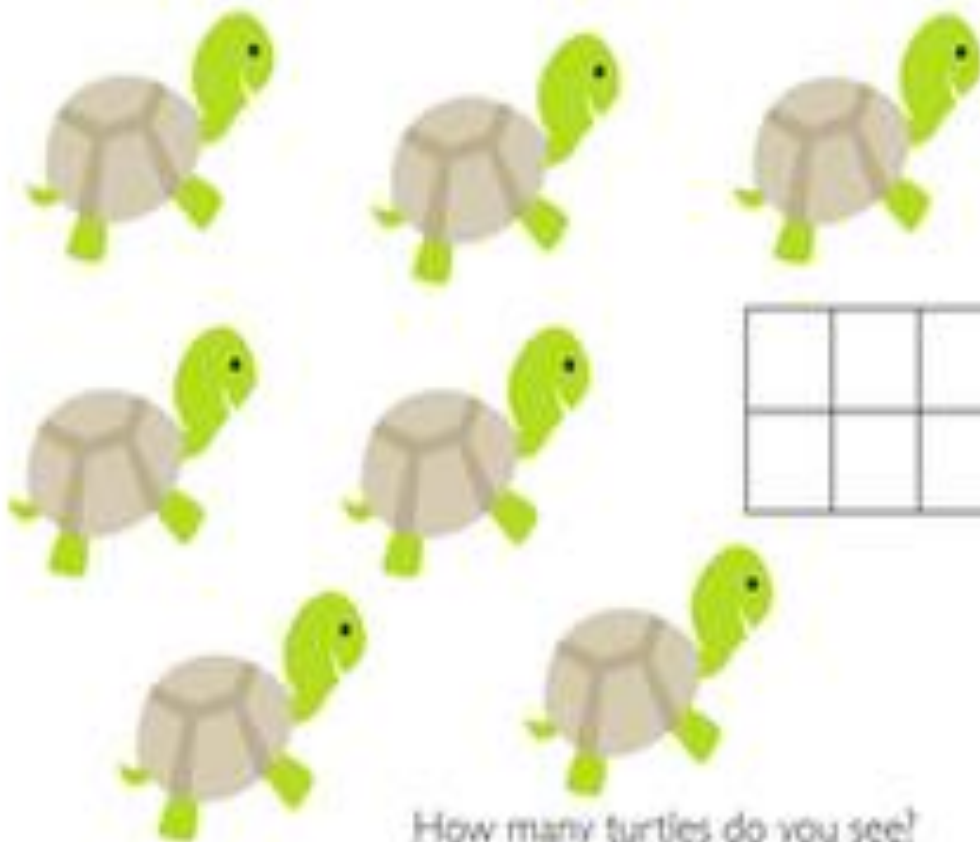
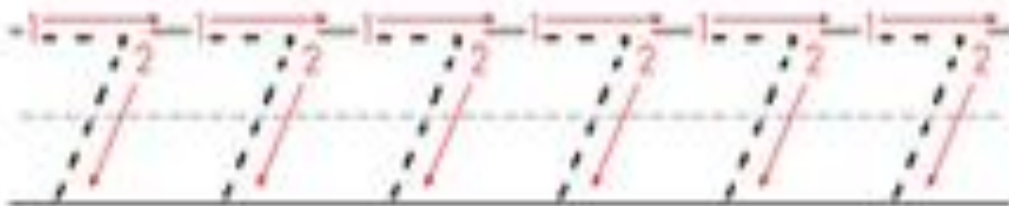
How many ducks do you see in the picture?
Color a square on the graph for each duck.



7

Seven

Trace the number 7, then write your own.



How many turtles do you see?
Color a square on the graph for each turtle.

Craft Activity:



Material Required:


1. Waste plastic bottle
2. Water colour

Procedure:

- Take a used plastic bottle. Apart it from the center with the help of knife or cutter.
- Colour the bottle and you may decorate it with the available material at your home or with stones.
- Put soil into bottle and plant any seed or sapling in it.
- Water the plant daily and observe how a plant grows.

NOTE: Please make sure that these activities are done under the supervision of elders.

Let us colour the tortoise....





Here is a list of few links, which you can follow.

Children love to watch and listen rhymes.

1. <https://youtu.be/XEu8gpPVWcM>
2. <https://youtu.be/Q0luGUoY28w>
3. <https://youtu.be/C3c8fzbsfOE>
4. <https://youtu.be/M8jLh2RPja4>
5. <https://youtu.be/mbrU387cX3s>
6. <https://www.youtube.com/watch?v=R2frjzrC5Jg&t=73s>

Stay home and Stay safe

Happy Holidays!