



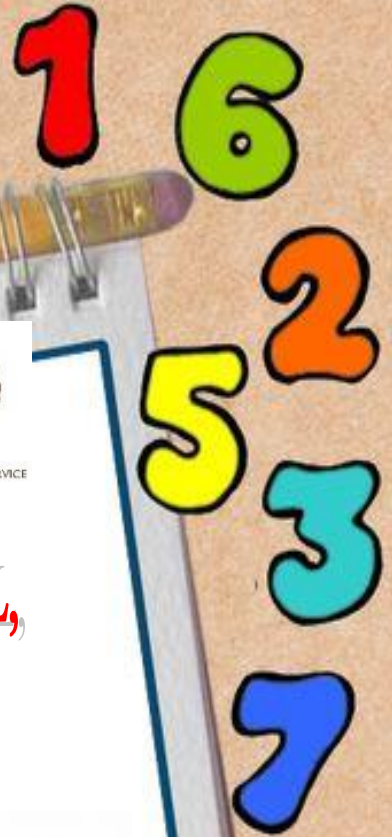
HONOUR | INTEGRITY | SERVICE

GILCO INTERNATIONAL SCHOOL, MOHALI



DAY CARE

(2020-21)



Activity - Tearing and pasting (Scenery)

Material Required

- 1) Ivory sheet (1)
- 2) Fevicol
- 3) Origami sheets (Orange, Blue, Red, Yellow, Brown and Green)

Procedure: Take an ivory sheet. Draw scenery as shown with the help of pencil lightly. Tear the origami sheets one by one of different colours. Keep each shade separately. Apply fevicol partly on the drawing part otherwise the fevicol will turn dry. Then paste the paper to complete the scenery. Please refer to the picture given below.




Note: 1) Do mention the name and class of the student at the back side of the scenery.

2) This activity should be done with the help of the elders.

3) In case of non-availability of origami sheets, you may paint the newspaper and paste.




Let's colour the ice-cream cup!



Summer is fun

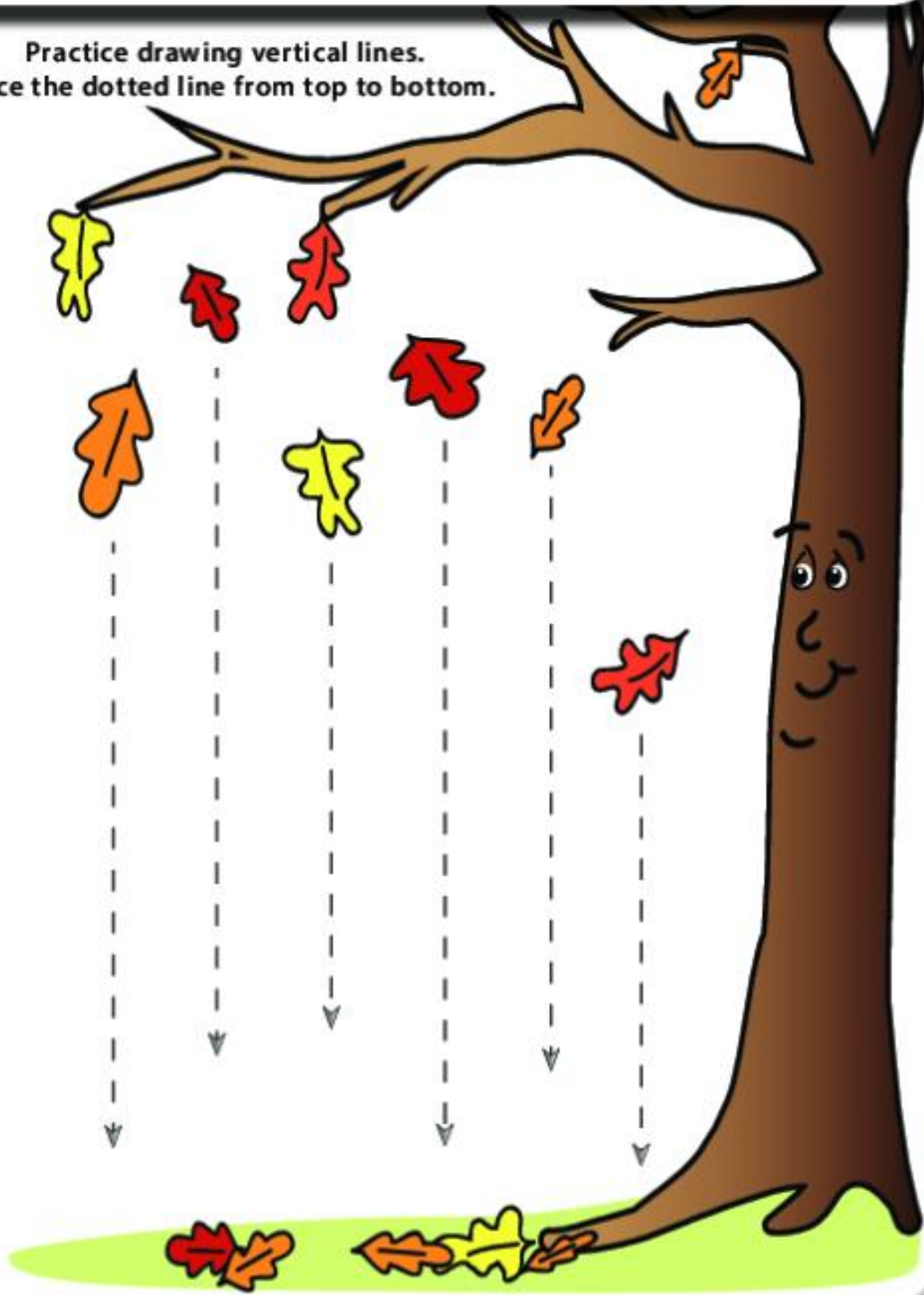
Let's colour the sun.....



Tracing Lines



Practice drawing vertical lines.
Trace the dotted line from top to bottom.





Here is a list of few links, which you can follow.
Children love to watch and listen rhymes.

1. <https://youtu.be/XEu8gpPVWcM>
2. <https://youtu.be/Q0luGUoY28w>
3. <https://youtu.be/C3c8fzbsfOE>
4. <https://youtu.be/M8jLh2RPja4>
5. <https://youtu.be/mbrU387cX3s>