



HONOUR | INTEGRITY | SERVICE


GILLCO INTERNATIONAL SCHOOL, MOHALI



Homework

CLASS - L.K.G

(2020-21)



STAY
HOME, STAY
Safe



Phonics







A to Z



Let's read the alphabets phonetically



Match the uppercase letter to its lowercase

 Apple	A	<input type="radio"/>	<input type="radio"/>	b
 Ball	B	<input type="radio"/>	<input type="radio"/>	d
 Cake	C	<input type="radio"/>	<input type="radio"/>	e
 Dog	D	<input type="radio"/>	<input type="radio"/>	a
 Egg	E	<input type="radio"/>	<input type="radio"/>	f
 Fish	F	<input type="radio"/>	<input type="radio"/>	c

Match the picture with the alphabet having the same starting sound.

	s
	b
	a
	c
	f

Match each alphabet with the picture that begins with that alphabet.

A



B



C



D



E



F

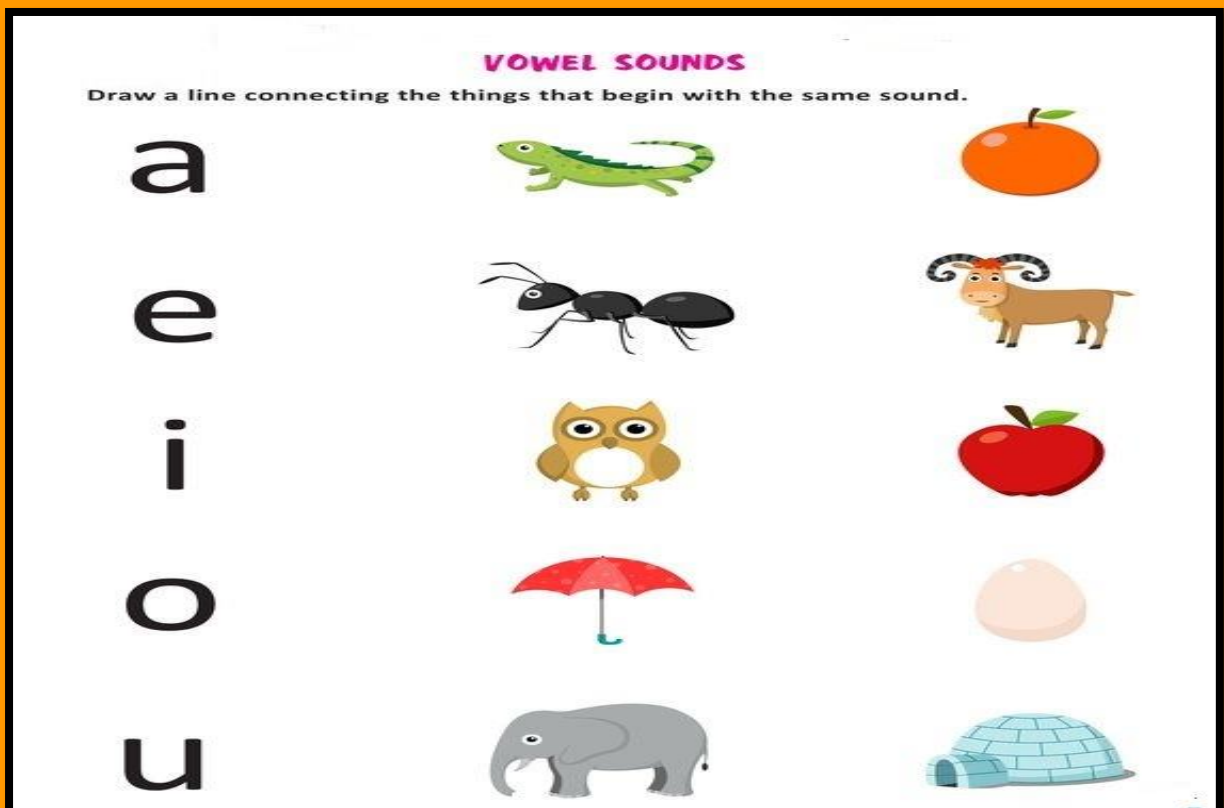


Trace and write the alphabets


A	B	C	D	E	F	G
H	I	J	K	L	M	N
O	P	Q	R	S	T	U
V	W	X	Y	Z		

Introduction to Vowels

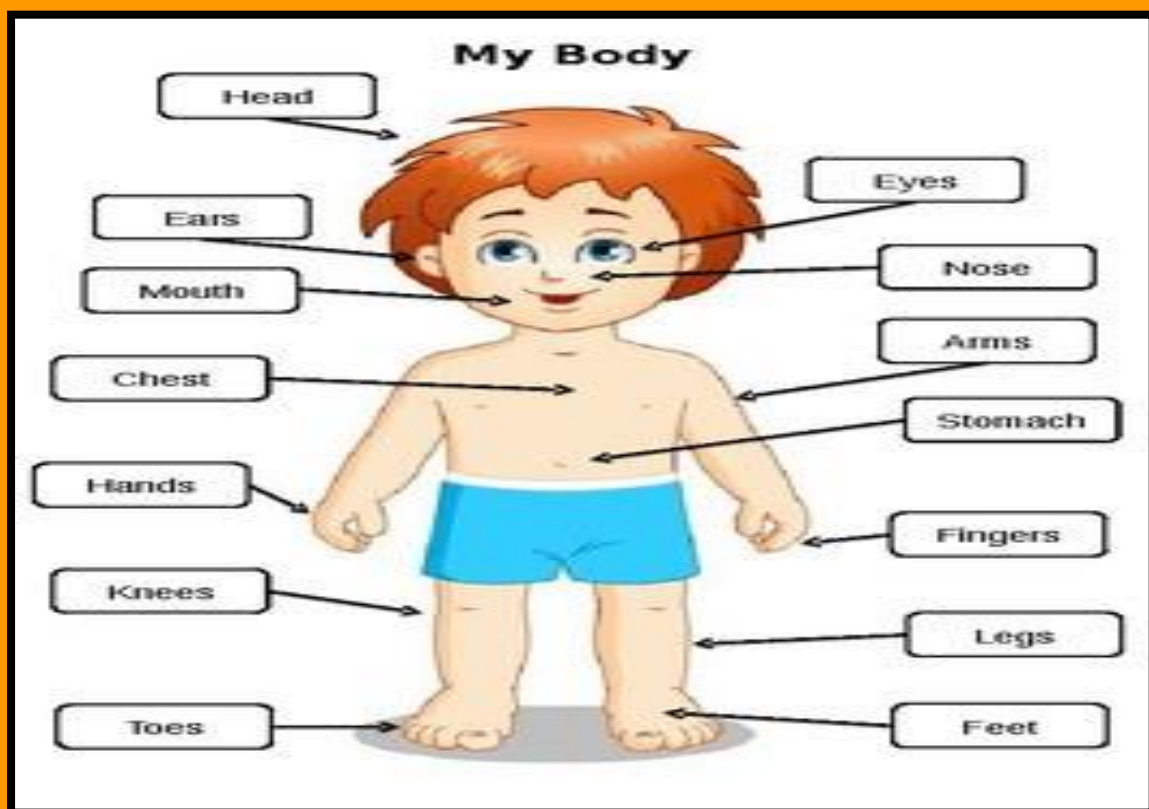
There are five Vowels:-



Let's read some Magic words:-



My body parts:-







Let us learn counting 1-50

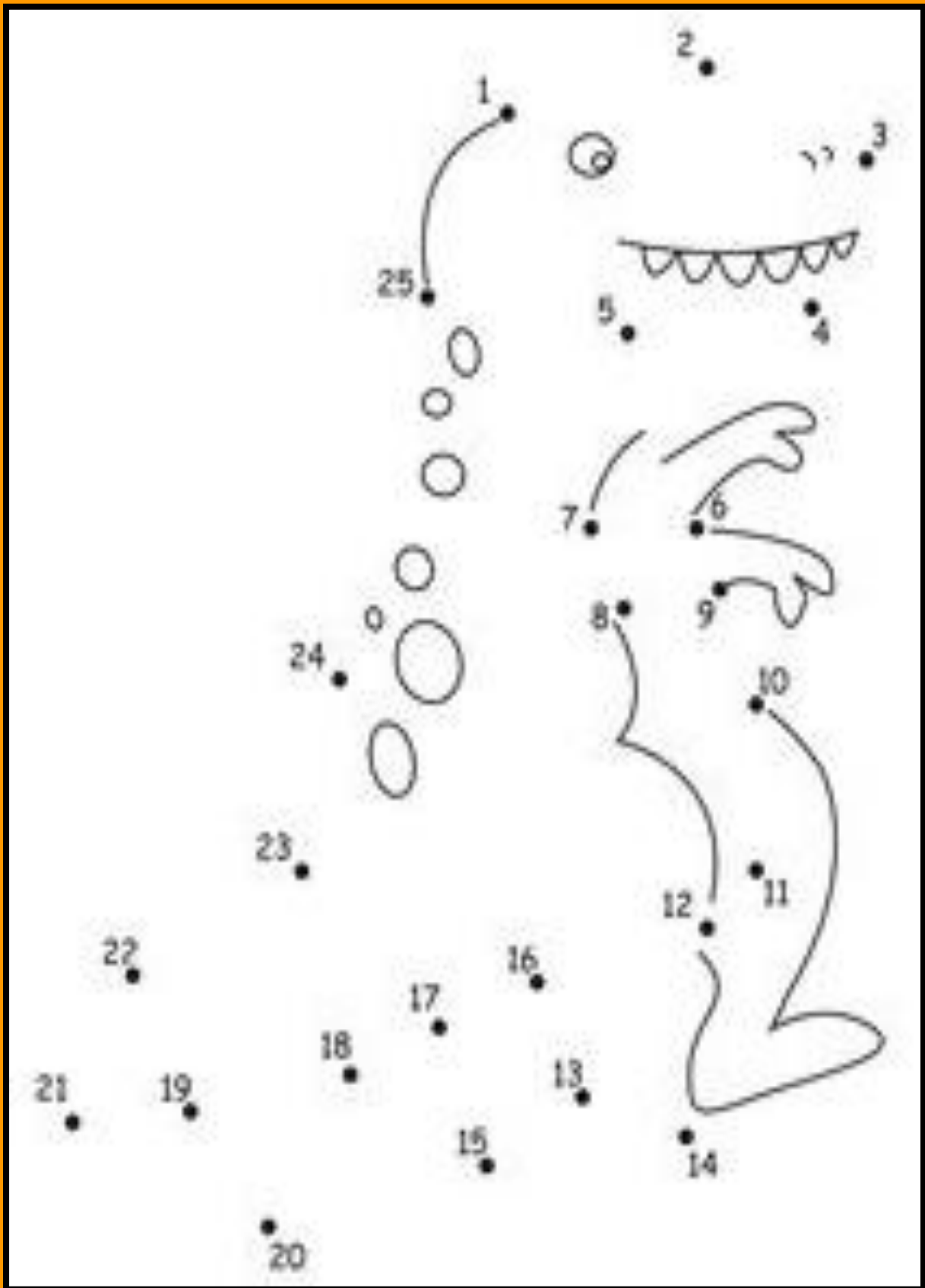
Numbers

1	11	21	31	41
2	12	22	32	42
3	13	23	33	43
4	14	24	34	44
5	15	25	35	45
6	16	26	36	46
7	17	27	37	47
8	18	28	38	48
9	19	29	39	49
10	20	30	40	50





Find the same shape and colour it as shown.










Join the numbers from 1 to 25 and see the magic








Count and Circle the correct number

					
3	1	4	2	3	1
					
4	2	3	1	4	2

Count and write the number

Fill the missing numbers:-

				
1	11	21	31	41
3	13	23	32	43
5	15	25	35	45
7	17	27	37	47
9		29		49
10	20	30	40	50



NEWSPAPER FISH CRAFT:-





Material Required :-

- 1) Newspaper**
- 2) Permanent Marker /sketch pen (black)**
- 3) Crayons (any colours available at home)**
- 3) White A4 sheet**
- 4) Blue A3 sheet(any sheet available at home)**
- 5) Scissors**
- 6) Fevicol**

Procedure : Take a newspaper and draw shape of any fish (big or small) and with the help of scissors cut out the different shapes as shown in the picture for reference .Paste these shapes on the A3 blue sheet ,then cut small white circles of white A4 sheet and draw small black circles on them with the help of black marker or sketch pen to show the eyes and paste on the fishes (as shown in the picture).Colour the fishes with any colour of your choice and draw lines and curves to show the fins and decorate the sea view .

Note : 1) It should be done under the supervision of the elders.

2) Do mention the name and class of the student at the back side of the sheet.

Yippee! Its colouring time.....

Color the fish as per the given hint



STAY HOME, STAY SAFE

HAPPY HOLIDAYS!